

Project location:	
Project name:	
Model code #:	Date

Fixture type:	nerinorthamerica.com

## DESCRIPTION:

Circular shaped light fixture for suspended installation on bracket, with body in die cast and sheet aluminium. Tilting lower frame for access to auxiliary and optic compartment. Electrical components on removable plate. Optic system asymmetric with refractive lens in polycarbonate extraclear (UV resistant), with drop shaped screen in frosted acrylic to low glare. Light source with LED module (power led's), combined to a internal large heat sink in aluminium for optimal control of temperature and self regulating power rated for a operative life of over 80,000 hours (15 years). The Light 21, require low-maintenance due to Leds sources and IP66, and is ideally for illuminating urban streets, cycle paths or pedestrian walkways. The suggested height of installation from 11.5' to 16.5'.

## LIGHT 21

LED Source - Comfort range - Heritage

Voltage = 120-277, 50/60 Hz

EPA = 0.678 ft²

Weight = 20.0 lb (9.0 Kg)

Height = 1' - 7 3/4"

Diameter = 1' - 9 3/4"



Compliance:  
UL Standard 1598 CSA C22.2 no.250.0-8

## MODEL:

code sample: SU212L021P202

Mounting	Series	Optic system	CCT	Lumen output	Driver function
SU = Suspended	212L = Series with drop screen	02 = type III Very Short 06 = type V Short	1 = 3,000K 3 = 4,000K	P2 = 2,500 lm P4 = 3,500 lm P6 = 4,500 lm	02 = 1-10V + NCL 06 = DALI + NCL 14 = 6 hours. aut. flux red. + NCL 71 = Manual dimming

## SPECIFICATIONS:

### Construction:

- Upper frame shaped and a visor in aluminum sheet.
- Lower frame ring in aluminum for the support of the Led module and screen.
- Suitable for wet location (IP 66).

### Materials:

- Die-cast aluminium (ASTM B179-82)
- Sheet aluminium
- Hot galvanized steel
- Screen in acrylic frosted (shock resistance IK06).
- Brass and stainless steel screws.

### Finish:

- Standard colour is dark grey NERI type.
- Information about paint steps used on this product in specific technical sheet.

### Fastening:

- Suspended installation with threaded tube (G 3/4" - UNI 338; ISO 228/1).

### Operation and maintenance:

- Follow the instructions for operation and maintenance.
- No maintenance is required, except a periodic cleaning of the screen from dust.

## TECHNICAL DATA:

### Electrical:

- Voltage: 120-277V (universal)
- Rated power: from 26W to 53W
- Frequency: 50/60Hz.
- Protection rating: IP43
- Operating temp.: -22F°+104F°(-30°C +40°C).
- Electronic ballast with self-diagnostic functions and monitoring of over temperatures.
- Estimate life :B10 at 80.000 hours.

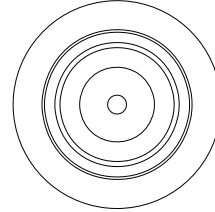
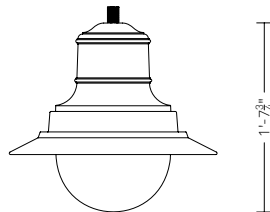
### Optical Features:

- Light source: power leds.
- Lumen output: from 2.500 to 4.500 lm
- Colour temperature: 3.000K or 4.000K
- Chromatic Rendering Index: CRI>70.
- Estimated life: 80.000 hours (L85 - Ta 25°C).
- Protection rating: IP66 (Optic).
- Heat sink in aluminium extruded for a optimal control of temperature with electronic sensor on LED plate for the control of over temperatures.
- Refractive lens in PC (UV resistant).
- IES classification: cat off.
- Shock resistance of screen: IK10

### On demand features

- Painting: colour of RAL range.
- Information about paint steps used on this product in specific technical sheet.

Ø 1'-9 3/4"



## CONFIGURATION TABLES:

### Configuration tables of luminous fluxes.

The efficacy (lm/W) on table refers to the complete system.

3,000 K - Colour temperature			
Code	lm output	Watt	lm/W
1P2	2,500	27	90
1P4	3,500	39	88
1P6	4,500	53	83

4,000 K - Colour temperature			
Code	lm output	Watt	lm/W
3P2	2,500	26	94
3P4	3,500	36	95
3P6	4,500	48	92

### Configuration of driver functions

Code	Driver function
02	1-10V control + constant flux control (1-10V + NCL)
06	DALI control + constant flux control (DALI + NCL)
14	6 hours aut. flux reduction -30% + constant flux control (6H NVL + NCL)
71	Optional: Internal manual dimming control allowing up to 50% light reduction. Setup by qualified operator and with powerline disconnected.

### Note:

- NCL: constant flux control is standard with all driver functions.

Project location:			
Project name:			
Model code #:		Date	

Fixture type:	nerinorthamerica.com
Rev. B - 2016	

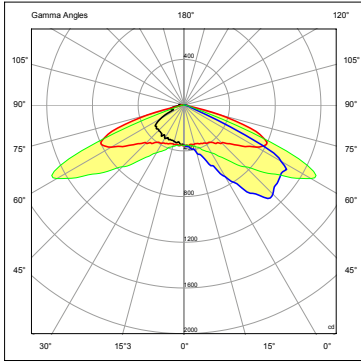
## LIGHT 21

LED Source - Comfort range  
Contemporary

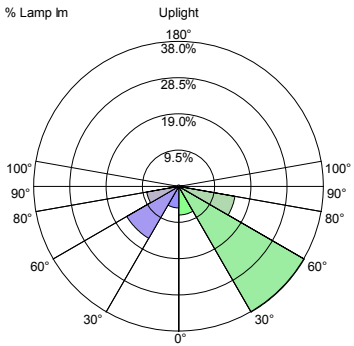
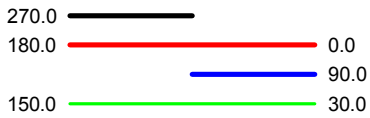
### PHOTOMETRIC VALUE

LM-79 test and reports are performed in accordance with IESNA standards.

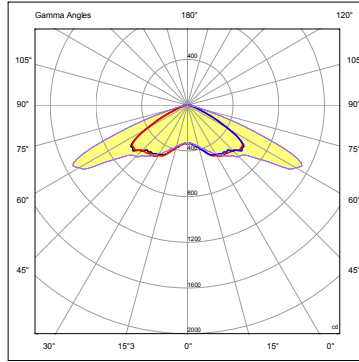
OPTIC NLG 02 - Type III Short Full Cutoff



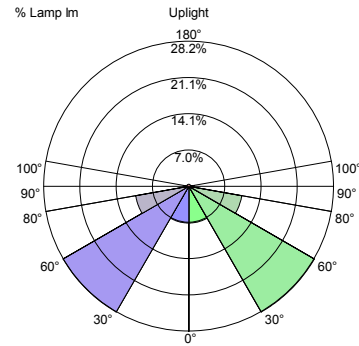
C Halfplanes



OPTIC NLG 06 - Type VS short Full Cutoff



C Halfplanes



Luminaire Classification System (LCS)			
LCS Zone	Angles	% Lamp	% Lum
FL	0° - 30°	7.5%	8.0%
FM	30° - 60°	38.0%	40.8%
FH	60° - 80°	15.0%	16.1%
FVH	80° - 90°	0.5%	0.6%
BL	0° - 30°	5.6%	6.0%
BM	30° - 60°	15.7%	16.8%
BH	60° - 80°	8.5%	9.1%
BVH	80° - 90°	0.8%	0.9%
UL	90° - 100°	1.1%	1.2%
UH	100° - 180°	0.4%	0.4%
Totals		93.1%	100%
P2 - BUG: B1 U2 G1			
P4 - BUG: B1 U2 G1			
P6 - BUG: B1 U2 G1			

Luminaire Classification System (LCS)			
LCS Zone	Angles	% Lamp	% Lum
FL	0° - 30°	7.1%	7.6%
FM	30° - 60°	28.2%	29.9%
FH	60° - 80°	10.5%	11.1%
FVH	80° - 90°	0.6%	0.7%
BL	0° - 30°	7.1%	7.6%
BM	30° - 60°	28.2%	29.9%
BH	60° - 80°	10.5%	11.1%
BVH	80° - 90°	0.6%	0.7%
UL	90° - 100°	1.1%	1.1%
UH	100° - 180°	0.4%	0.4%
Totals		94.3%	100%
P2 - BUG: B1 U2 G1			
P4 - BUG: B1 U2 G1			
P6 - BUG: B2 U2 G1			