

# NERI

Light 701  
Light source: discharge lamps

Serie **PN701** + SSS X YY ZZ  
Mounting: post-top

Technical sheet  
Rev. A 06-2015  
Measures in mm

## DESCRIPTION

### Dimensions - Area exposed to wind pressure - Weight

Height	Width	Length	Diameter	Area exposed to wind (S)	Weight
850 mm	480 mm			0.275 m <sup>2</sup>	13.3 Kg

### Electrical characteristics (electromagnetic wiring)

Voltage	Frequency	IP	Insulation class	Cos $\Phi$	Oper. Temp. °C
230V	50Hz	43	CL II $\square$ CL I $\perp$ (on request)	> 0.9	-30... +40

### Conformity

	2014/35/UE (LVD)	2014/30/UE (EMC)	2011/65/UE (RoHS)	(ErP)
--	---------------------	---------------------	----------------------	-------

### Mounting system

- Suitable for post-top mounting.
- Flange with a hole (28 mm) at the centre for mounting to the support.

### Materials

- Cast aluminum (UNI EN 1706).
- Brass.
- Galvanized steel sheet.
- Acrylic (PMMA).
- Stainless steel fasteners.

### Structure - Main components

- Upper tilting frame with hexagonal shape in cast aluminum, for access to the auxiliary and optical compartment. The frame is hinged to the lower frame and is equipped with two small knobs for opening, six infill plates in galvanized steel sheet.
- Lower frame with hexagonal shape in cast aluminum, composed by a basket with six linear vertical arms, and a support element with six-arms and a flange with a hole ( $\varnothing$  28 mm) for mounting on the support.  
The electric cable passes inside of the basket near to a vertical arm.
- Wiring plate in galvanized steel sheet, easily removable.
- Support plate for reflector in white acrylic (PMMA).
- Lateral screens and caseback in acrylic (PMMA), transparent or frosted.  
Shock resistance: IK06.

### Optics

- Reflector mod. 1 - street lighting - Installation on the side of street.  
Installation on the side of street.

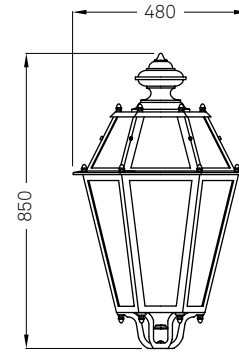
### Operations and maintenance

- To opening the light fixture and access to the lamp, wiring and optic compartment, loosen the two small knobs on cover and rotate the upper frame.
- During maintenance operations, no part or component is detached from the structure.
- Electric auxiliaries individually replaceable.
- During installation, follow the instructions for the correct optic orientation on the support.
- Periodic maintenance (about once a year) for external cleaning of the structure and screen from dust and smog, and the control of fastening of all screws, must be performed with light fixture switched off and cold.

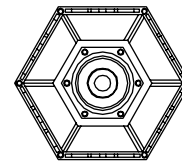
### Painting

- Standard color is metalized matt dark gray, type Neri.
- Other colours of RAL range on request.
- Information about paint steps used on this product in specific technical sheet.


## DRAWINGS AND TECHNICAL INFORMATIONS



Front - Side view



Plan view



Details

### Code construction

To configure the complete code of luminaire, add in sequence after **Serie** code, the others parts of code: Ballast-screen (**SSS**) + Optic (**X**) + Lamp predisposition (**YY**) + Wiring type (**ZZ**). See configurations tables on the following page.

## CONFIGURATION WITH ELECTROMAGNETIC WIRINGS

### Screens

Cod. SSS	Light fixture series	Materials	Finiture	Shock R.
A09	701	Acrylic (PMMA)	Frosted	IK06
A11	701	Acrylic (PMMA)	Transparent	IK06

### Optics

Cod. X	Type	Lighting classes	Classe IES
1	mod.1 - Fixed	Street lighting.	Cut-off

- Reflector pressed in aluminum sheet, polished and oxidized. (thickness 1 mm - purity 99.90%).
- Lampholder regulable for a optimal positioning of lamp.
- Height of installation: from 4.5 to 6.5 meters.

### Wirings (Predisposition for lamps with optical and socket)

Cod. YY	Lamps predisposition	W	Optics	Sockets
32	(MT) Metal halide - (ST) Sodium H.P.	70	1	E27
33	(MT) Metal halide - (ST) Sodium H.P.	100	1	E40
35	(MT) Metal halide - (ST) Sodium H.P.	150	1	E40

- Electromagnetic ballast with high efficiency (CELMA class EEI=A3), with thermal protection.
- Electronic ignitor (pulses until to 4.5 KV).
- Power factor correction capacitor.
- Ceramic lamp holders in relation to the type of lamp.
- Electric components on wiring plate easily removable.
- Terminal board for cables with max section of 2,5 mm<sup>2</sup>.

### Wirings (Characteristics)

Cod. ZZ	Detail
14	Insulation class CL II  - Fuse 250V-T6.3A (5 x 20 mm)

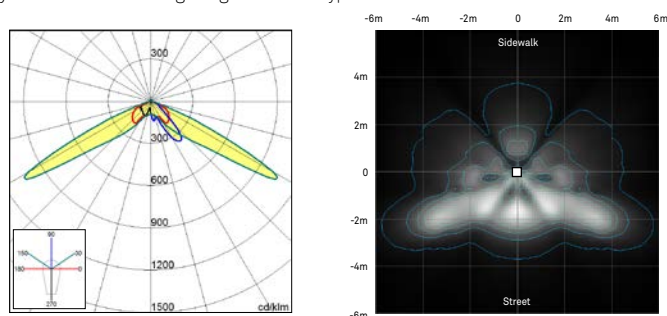
### Note

- Use lamps with efficiency  $\geq$  di 90 lm/W.
- The lamps are not included in the wiring.
- On request can be realized other wiring configurations.

## PHOTOMETRICS OF REFERENCE

### Reflector mod. 1 - Transparent screen.

Asymmetric for street lighting - Cut off - Type III



### Reflector mod. 1 - Frosted screen.

Asymmetric for street lighting - Cut off - Type III

