

NERI

Light 600
Light source: discharge lamps

Serie **PN600** + SSS X YY ZZ
Mounting: post-top

Technical sheet
Rev. B 10-2015
Measures in mm

DESCRIPTION

Dimensions - Area exposed to wind pressure - Weight

Height	Width	Length	Diameter	Area exposed to wind (S)	Weight ^(A)	Weight ^(B)
930 mm			470 mm	0.262 m ²	14.0 Kg	12.0 Kg

^(A) Max weight of light fixture with electromagnetic wiring.

^(B) Max weight of light fixture with electronic wiring.

Electrical characteristics (electromagnetic wiring)

Voltage	Frequency	IP	Insulation class	Cos Φ	Oper. Temp. °C
230V	50Hz	43	CL II \square CL I \perp (on request)	> 0.9	-30... +40

Electrical characteristics (electronic wiring)

Voltage	Frequency	IP	Insulation class	Cos Φ	Oper. Temp. °C
208-277V	50/60Hz	43	CL II \square CL I \perp (on request)	> 0.9	-30... +50

Conformity

	2014/35/UE (LVD)	2014/30/UE (EMC)	2011/65/UE (RoHS)	(ErP)
--	---------------------	---------------------	----------------------	-------

Mounting system

- Suitable for post-top mounting.
- Flange with a hole (28 mm) at the centre for mounting to the support.

Materials

- Sheet in aluminum.
- Die-cast aluminum (UNI EN 1706).
- Galvanized steel.
- Acrylic screen (PMMA).
- Polycarbonate (PC).
- Screws in stainless steel and brass.

Structure - Main components

- Upper tilting frame with circular shaped in die-cast and sheet aluminum, hinged to the lower frame and equipped with two small knobs for opening and a decorative element at the top.
- Lower frame in die-cast aluminum, for access to optical and wiring compartment, composed by a upper circular ring, three linear vertical arms, a lower ring and a support element with flange and three-arms, equipped with a hole (\varnothing 28 mm) for mounting on the support. The electric cable passes in a tube inserted inside of the screen near to a vertical arm.
- Wiring plate in galvanized steel sheet, easily removable.
- Screen in a single piece in acrylic (PMMA) transparent or frosted finish, with support reflector in polycarbonate (PC) white color (optic compartment IP66). Shock resistance IK06.

Optics

- Reflector mod. 1 - street lighting - Installation on the side of street. Installation on the side of street.

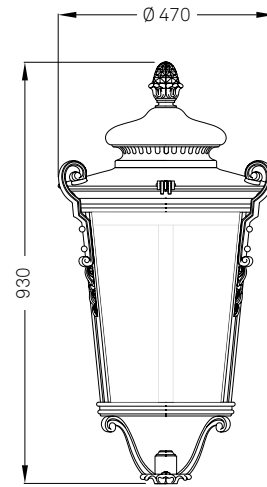
Operations and maintenance

- To opening the light fixture and access to wiring and optic compartment, loosen the two small knobs on cover and rotate the upper frame.
- To replace the lamp, rotate the support of lampholder on the reflector and pull out.
- During maintenance operations, no part or component is detached from the structure.
- During installation, follow the instructions for the correct optic orientation on the support.
- Periodic maintenance (about once a year) for external cleaning of the structure and screen from dust and smog, and the control of fastening of all screws, must be performed with light fixture switched off and cold.

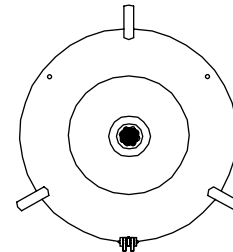
Painting

- Standard color is metalized matt dark gray, type Neri.
- Other colours of RAL range on request.
- Information about paint steps used on this product in specific technical sheet.


DRAWINGS AND TECHNICAL INFORMATIONS



Front - Side view



Plan view



Details

Code construction

To configure the complete code of luminaire, add in sequence after **Serie** code, the others parts of code: Ballast-screen (**SSS**) + Optic (**X**) + Lamp predisposition (**YY**) + Wiring type (**ZZ**). See configurations tables on the following page.

CONFIGURATION WITH ELECTROMAGNETIC WIRINGS

Screens

Cod. SSS	Light fixture series	Materials	Finiture	Shock R.
A09	600	Acrylic (PMMA)	Frosted	IK06
A11	600	Acrylic (PMMA)	Transparent	IK06

Optics

Cod. X	Type	Lighting classes	Classe IES
1	mod.1 - Fixed	Street lighting.	Cut-off

- Reflector in sheet aluminum, polished and oxidized. (thickness 1 mm, purity 99.90%).
- Lampholder regulable for a optimal positioning of lamp.
- Height of installation: from 4.5 to 6.5 meters.

Wirings (Predisposition for lamps with optical and socket)

Cod. YY	Lamps predisposition	W	Optics	Sockets
32	(MT) Metal halide - (ST) Sodium H.P.	70	1	E27
33	(MT) Metal halide - (ST) Sodium H.P.	100	1	E40
35	(MT) Metal halide - (ST) Sodium H.P.	150	1	E40

- Electromagnetic ballast with high efficiency (CELMA class EEI=A3), with thermal protection.
- Electronic ignitor (pulses until to 4.5 KV).
- Power factor correction capacitor.
- Ceramic lamp holders in relation to the type of lamp.
- Automatic electrical disconnecter when opening the cover.
- Electric components on wiring plate easily removable.
- Terminal board for cables with max section of 2,5 mm².

Wirings (Characteristics)

Cod. ZZ	Details
14	Insulation class CL II \square - Fuse 250V-T6.3A (5 x 20 mm) - Aut. disconnecter

Note

- Use lamps with efficiency \geq di 90 lm/W.
- The lamps are not included in the wiring.
- On request can be realized other wiring configurations.

CONFIGURATION WITH ELECTRONIC WIRINGS

Screens

Cod. SSS	Light fixture series	Materials	Finiture	Shock R.
E09	600	Acrylic (PMMA)	Frosted	IK06
E11	600	Acrylic (PMMA)	Transparent	IK06

Optics

Cod. X	Type	Lighting classes	Classe IES
1	mod.1 - Fixed	Street lighting.	Cut-off

- Reflector in sheet aluminum, polished and oxidized. (thickness 1 mm, purity 99.90%).
- Lampholder regulable for a optimal positioning of lamp.
- Height of installation: from 4.5 to 6.5 meters.

Wirings (Predisposition for lamps with optical and socket)

Cod. YY	Lamps predisposition	W	Optics	Sockets
C4	CPO-TT (Philips)	60	1	E27
C5	CPO-TT (Philips)	90	1	E40
D4	(ST) Sodium H.P.	70	1	E27
D5	(ST) Sodium H.P.	100	1	E40

- Programmable electronic ballast with auto self diagnostics functions, protected against short circuit, over-temperature and over-voltages up to 10 KV (EN61547).
- Estimated life B10 a 80.000 h.
- Ceramic lamp holders in relation to the type of lamp.
- Automatic electrical disconnecter when opening the cover.
- Electric components on wiring plate easily removable.
- Terminal board for cables with max section of 2,5 mm².

Function of electronic ballast

Cod. ZZ	Details
06	DALI - NCL (Neri Costant lumen)
13	NVL6H (automatic control integrated for lighting flux reduction) - 30% for 6 hours

Note

- Use lamps with efficiency \geq di 90 lm/W.
- The lamps are not included in the wiring.
- On request can be realized other wiring configurations.

PHOTOMETRICS OF REFERENCE

Reflector mod. 1 - Transparent screen.

Asymmetric for street lighting - Cut off - Type III

