

Project location:			
Project name:			
Model code #:		Date	

Fixture type:	nerinorthamerica.com
Rev. B - 2017	

DESCRIPTION:

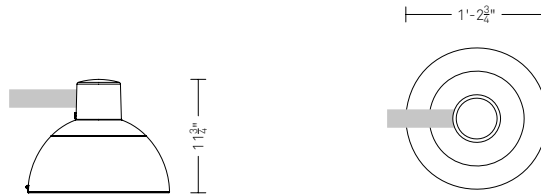
Circular shaped light fixture for side mounted installation on post or wall brackets, with coupling in hot galvanized steel tube (G3/4") threaded. Tilting lower frame for access to auxiliary and optic compartment. Electrical components on plate easily removable. Optic system with various asymmetric geometry with refractive lens in acrylic extraclear and screen in flat transparent tempered glass. Light source with LED module (power led's), combined to a large heat sink in aluminium in continuity with frame for an optimal control of temperature and self regulating power rated for a operative life of over 100,000 hours (15 years). The Light Nova, require low-maintenance due to Leds sources and IP66, and is ideally for illuminating urban streets, park, cycle paths or pedestrian walkways.

LIGHT NOVA

LED Source - Contemporary

Voltage = 120-277, 50/60 Hz

EPA = 1.291 ft²
 Weight = 22.48 lb (10.2 Kg)
 Height (A) = 11 3/4"
 Diameter (Ø) = 1' - 2 3/4"



Compliance:
 UL Standard 1598 CSA C22.2 no.250.0-8

MODEL:

code sample: MUN13L173N302 (=MU+N13L+17+3+N3+02)

Mounting	Series	Optic system	CCT	Lumen output	Driver function
MU = Side mounted	N13L = Light Nova LED	17 = type IV Short 18 = type VS Very Short 19 = type I Medium 20 = type II Short 21 = type III Medium 22 = type III Medium	1 = 3,000K 3 = 4,000K	N0 = 2,500lm N1 = 3,500 lm N2 = 4,500 lm N3 = 6,000 lm N4 = 7,500 lm N5 = 9,000 lm(*)	02 = 1-10V + NCL 71 = Manual dimming

SPECIFICATIONS:

Construction:

- Frame composed with an upper conical element and a lower hemisphere, with a tilting ring for access to wiring and optical compartment and for the support of screen.
- Heat sink inside in continuity with frame.
- Suitable for wet location (IP 66).

Materials:

- Die-cast aluminium (ASTM B179-82)
- Hot galvanized steel
- Screen in flat tempered glass: IK08
- Stainless steel screws

Finish:

- Standard colour is dark grey NERI type.
- Information about paint steps used on this product in specific technical sheet.

Mounting:

- Suspended installation with threaded tube (G 3/4" - UNI 338; ISO 228/1).

Operation and maintenance:

- Follow the instructions for operation and maintenance.
- No maintenance is required, except a periodic cleaning of the screen from dust.

TECHNICAL DATA:

Electrical:

- Compliance: UL Standard 1598 - CSA C22.2 no.250.0.
- Voltage: 120-277V (universal).
- Rated power: from 31W to 73W.
- Frequency: 50/60Hz.
- Protection rating: IP66.
- Operating temp.: -22°F +104°F (-30°C +40°C).
- Osmotic valve for pressure compensation.
- Automatic disconnecter when opening.
- Electronic ballast with self-diagnostic functions and monitoring of over temperatures. Estimated life: B10 at 80,000 hours.
- Electronic sensor on led plate for the control of over temperatures.
- Surge protection 4kV/4kV

Optical Features:

- Light source: power leds
- Lumen output: from 3,500 to 7,500 lm
- Color temperature: 3,000K or 4,000K
- Chromatic Rendering Index: CRI > 70
- Estimated life: 100,000 hours (L85-Ta 25°C)
- Protection rating: IP66
- Refractive lens in acrylic (PMMA)
- Screen in flat tempered glass: IK08

On demand features:

- Painting: colour of RAL range.
- Information about paint steps used on this product in specific technical sheet.

CONFIGURATION TABLES:

Configuration tables of luminous fluxes. The efficacy (lm/W) on table refers to the complete system.

*4,000 K - Colour temperature			
Code	lm output	Watt	lm/W
3N0	2,500	19	134
3N1	3,500	27	129
3N2	4,500	35	129
3N3	6,000	48	124
3N4	7,500	61	124
3N5	9,000	77	117

3,000 K - Colour temperature			
Code	lm output	Watt	lm/W
1N0	2,500	21	119
1N1	3,500	31	111
1N2	4,500	38	118
1N3	6,000	53	114
1N4	7,500	69	108

Configuration of driver functions

02	1-10V control + constant flux control (1-10V + NCL)
71	Optional: Internal manual dimming control allowing up to 50% light reduction. Setup by qualified operator and with powerline disconnected.

On demand features

- Painting: colour of RAL range.

Note:

- (*): flux size available only with 4,000K.

Project location:			
Project name:			
Model code #:		Date	

Fixture type:	nerinorthamerica.com
Rev. A - 2016	

LIGHT NOVA

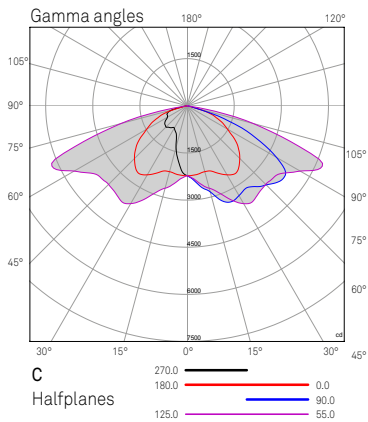
LED Source - Comfort range
Contemporary

PHOTOMETRIC VALUE

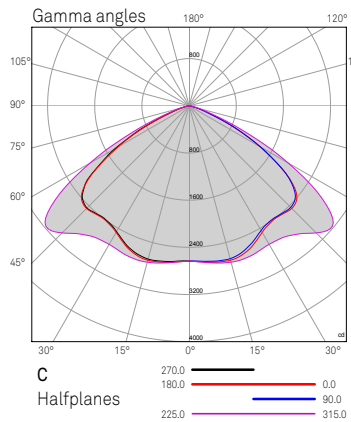
LM-79 test and reports are performed in accordance with IESNA standards.

The gamma angles diagram refer to the flux of 7,500 lm.

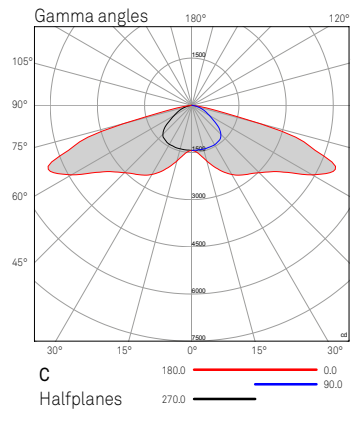
OPTIC NLG 17 - Type IV Short Full Cutoff



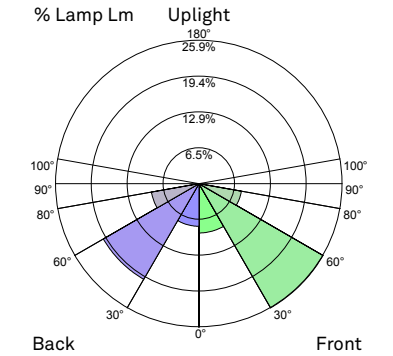
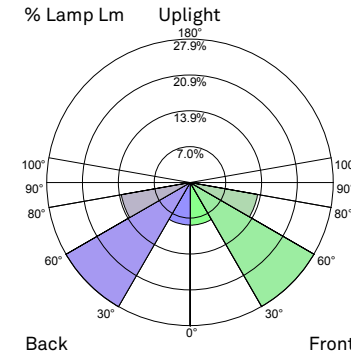
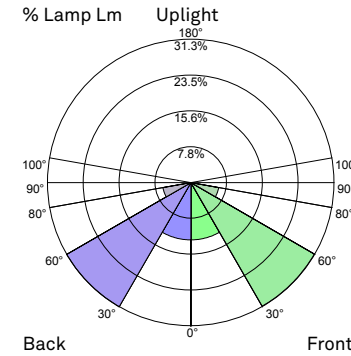
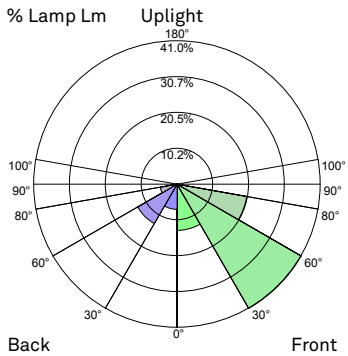
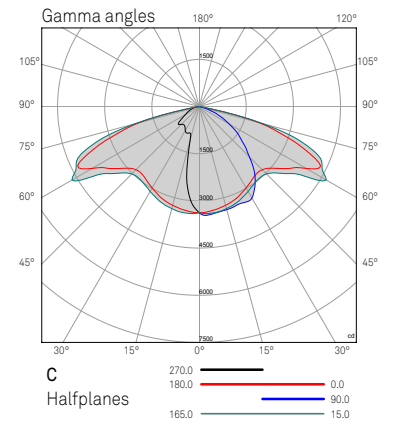
OPTIC NLG 18 - Type VS Very Short Full Cutoff



OPTIC NLG 19 - Type I Medium Full Cutoff



OPTIC NLG 20 - Type II Short Full Cutoff



Luminaire Classification System (LCS)			
LCS Zone	Angles	% Lamp	% Lum
FL	0° - 30°	13.2%	13.2%
FM	30° - 60°	41.0%	41.0%
FH	60° - 80°	20.2%	20.2%
FVH	80° - 90°	0.3%	0.3%
BL	0° - 30°	6.1%	6.1%
BM	30° - 60°	7.2%	7.2%
BH	60° - 80°	13.0%	13.0%
BVH	80° - 90°	4.9%	4.9%
UL	90° - 100°	0.3%	0.3%
UH	100° - 180°	0.0%	0.0%
Totals		100.0%	100.0%
N1 - BUG: B1 U0 G1			
N2 - BUG: B1 U0 G1			
N3 - BUG: B1 U0 G1			
N4 - BUG: B2 U0 G1			
N5 - BUG: B2 U0 G2			

Luminaire Classification System (LCS)			
LCS Zone	Angles	% Lamp	% Lum
FL	0° - 30°	12.5%	12.5%
FM	30° - 60°	31.1%	31.1%
FH	60° - 80°	6.2%	6.2%
FVH	80° - 90°	0.1%	0.1%
BL	0° - 30°	12.5%	12.5%
BM	30° - 60°	31.3%	31.3%
BH	60° - 80°	6.2%	6.2%
BVH	80° - 90°	0.1%	0.1%
UL	90° - 100°	0.0%	0.0%
UH	100° - 180°	0.0%	0.0%
Totals		100.0%	100.0%
N1 - BUG: B2 U0 G0			
N2 - BUG: B2 U0 G0			
N3 - BUG: B2 U0 G0			
N4 - BUG: B2 U0 G0			
N5 - BUG: B3 U0 G0			

Luminaire Classification System (LCS)			
LCS Zone	Angles	% Lamp	% Lum
FL	0° - 30°	8.3%	8.3%
FM	30° - 60°	27.8%	27.8%
FH	60° - 80°	13.3%	13.3%
FVH	80° - 90°	0.4%	0.4%
BL	0° - 30°	8.2%	8.2%
BM	30° - 60°	27.9%	27.9%
BH	60° - 80°	13.6%	13.6%
BVH	80° - 90°	0.4%	0.4%
UL	90° - 100°	0.0%	0.0%
UH	100° - 180°	0.0%	0.0%
Totals		100.0%	100.0%
N1 - BUG: B1 U0 G1			
N2 - BUG: B2 U0 G2			
N3 - BUG: B2 U0 G2			
N4 - BUG: B3 U0 G3			
N5 - BUG: B3 U0 G3			

Luminaire Classification System (LCS)			
LCS Zone	Angles	% Lamp	% Lum
FL	0° - 30°	15.5%	15.5%
FM	30° - 60°	36.2%	36.2%
FH	60° - 80°	18.1%	18.1%
FVH	80° - 90°	0.3%	0.3%
BL	0° - 30°	8.6%	8.6%
BM	30° - 60°	13.5%	13.5%
BH	60° - 80°	7.6%	7.6%
BVH	80° - 90°	0.2%	0.2%
UL	90° - 100°	0.0%	0.0%
UH	100° - 180°	0.0%	0.0%
Totals		100.0%	100.0%
N1 - BUG: B1 U0 G1			
N2 - BUG: B1 U0 G1			
N3 - BUG: B2 U0 G1			
N4 - BUG: B2 U0 G2			
N5 - BUG: B2 U0 G2			

Project location:			
Project name:			
Model code #:		Date	

Fixture type:	nerinorthamerica.com
Rev. A - 2016	

LIGHT NOVA

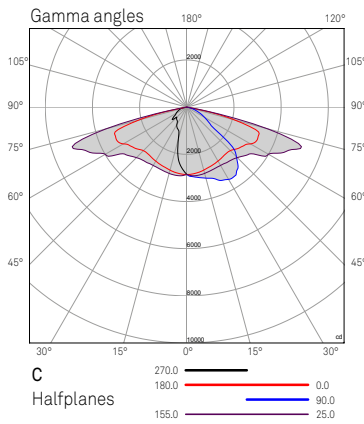
LED Source - Comfort range
Contemporary

PHOTOMETRIC VALUE

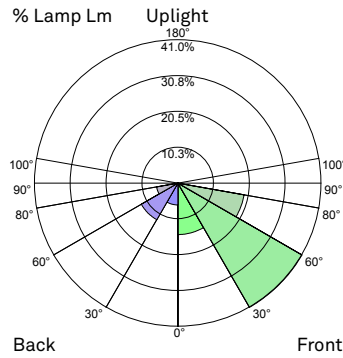
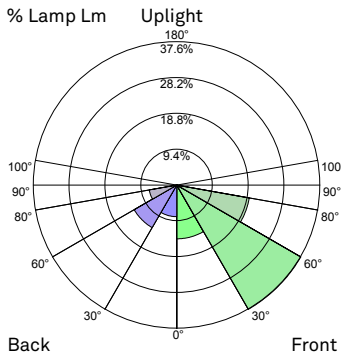
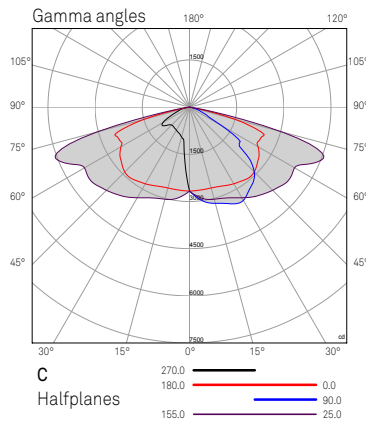
LM-79 test and reports are performed in accordance with IESNA standards.

The gamma angles diagram refer to the flux of 7,500 lm max.

OPTIC NLG 21 - Type III Medium Full Cutoff



OPTIC NLG 22 - Type III medium Full Cutoff



Luminaire Classification System (LCS)			
LCS Zone	Angles	% Lamp	% Lum
FL	0° - 30°	14.1%	14.1%
FM	30° - 60°	37.6%	37.6%
FH	60° - 80°	19.4%	19.4%
FVH	80° - 90°	0.3%	0.3%
BL	0° - 30°	8.3%	8.3%
BM	30° - 60°	12.9%	12.9%
BH	60° - 80°	7.3%	7.3%
BVH	80° - 90°	0.2%	0.2%
UL	90° - 100°	0.0%	0.0%
UH	100° - 180°	0.0%	0.0%
Totals		100.0%	100.0%
N1 - BUG: B1 U0 G1			
N2 - BUG: B1 U0 G1			
N3 - BUG: B1 U0 G1			
N4 - BUG: B2 U0 G2			
N5 - BUG: B2 U0 G2			

Luminaire Classification System (LCS)			
LCS Zone	Angles	% Lamp	% Lum
FL	0° - 30°	14.7%	14.7%
FM	30° - 60°	41.0%	41.0%
FH	60° - 80°	19.2%	19.2%
FVH	80° - 90°	0.3%	0.3%
BL	0° - 30°	6.2%	6.2%
BM	30° - 60°	12.1%	12.1%
BH	60° - 80°	6.2%	6.2%
BVH	80° - 90°	0.2%	0.2%
UL	90° - 100°	0.0%	0.0%
UH	100° - 180°	0.0%	0.0%
Totals		100.0%	100.0%
N1 - BUG: B1 U0 G1			
N2 - BUG: B1 U0 G1			
N3 - BUG: B1 U0 G1			
N4 - BUG: B1 U0 G1			
N5 - BUG: B2 U0 G2			