

Regulations of reference
NTC 2008 DM 14/01/2008

Components

The columns (B) are made of cast iron, with a square plan measuring 230x230mm [9"x9"] with bevelled corners and the stem is decorated with a floral bas-relief and twelve grooves, topped by a Corinthian capital, arranged with a spacing of 4,000mm [13' 1 2/4"] (long side) and 3,000mm [13" 1 2/4"] (short side).

The tubes (C) (diameter: 76mm [3"]) are made of hot-dip galvanised steel with a supporting function, as they are inside the columns. Each tube comprises a flange with four holes for fastening to the ground using anchor bolts.

The cover (D) is made from hot-dip galvanised steel beams, suitable for supporting window coverings. The perimeter tubular beam of the cover is decorated with cast iron lilies and palms.

The two tops (E), decorated with leaves in the central part, are made of cast iron and placed on top of the cover.

Materials

The standard colours are:

- Cast iron UNI EN 1561
- FE 360 steel UNI EN 10219-1

See the specific descriptions on the painting cycles of the materials that make up the product.

Finishes

The standard colours are:

- Neri Grey
- White RAL 9010

Other colours are available upon request.

Weight

Standard indications

Installation

To place in operation, it is necessary to prepare a perfectly level brickwork base.

The electronic, hydraulic and flooring systems are not included.

Warranty

Standard

PAVILIONS

ARTICLE: 3514.300

TECHNICAL DESCRIPTION

Decorated pavilion

Rectangular plan

Optimised column interaxis

Increased height

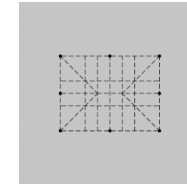
3514

Pavilion plan

300

Column interaxis
and height

Rectangular plan



Usable area

-

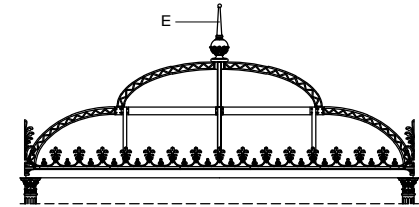
Covered area

48m² [517 sq ft]

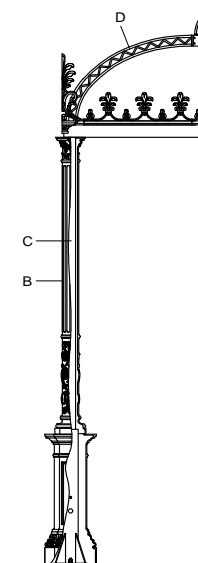
Modules

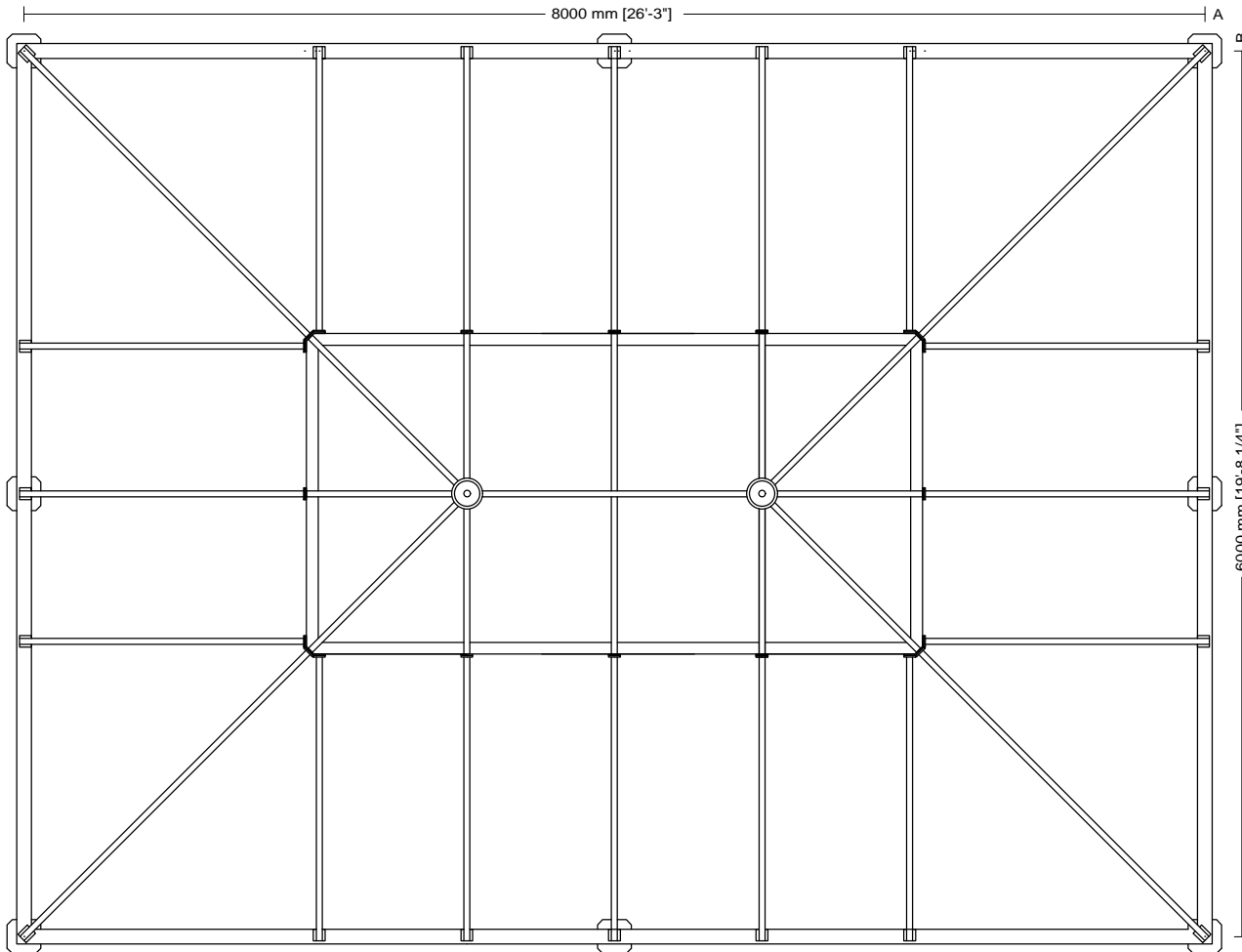
8/14

Optimised column interaxis



Increased height





Usable area
-
Covered area
48m ² [517 sq ft]
Modules
8/14

Drawing key
A Column axis
B Column axis

