



MODUS

2070 The New Dimension

La nuova dimensione della scala a chiocciola.

La scala 2070 è stata progettata e costruita pensando ad un nuovo modo di vivere la casa.

Con 78 centimetri di larghezza utile, superando l'idea di scala di servizio, la nuova scala 2070 assolve a tutti gli effetti la funzione di scala principale rivoluzionando il concetto di collegamento fra i vari ambienti.

L'ottimizzazione degli spazi, garantita dalla soluzione a chiocciola, è abbinata a una comodità di utilizzo molto elevata, garantita da un'alzata più bassa.

Al design accattivante e alle nuove soluzioni luminose restano associati semplicità e funzionalità: da sempre i nostri marchi di qualità.

The new dimension in spiral staircases.

The design and manufacture of the 2070 staircase are based on a new way of living the home.

Moving beyond the idea of a utility staircase, with its effective width of 78 cm the new 2070 staircase fulfils all the functions of a main staircase, revolutionizing the concept of linking different areas.

The optimisation of spaces, guaranteed by the spiral solution, is combined with extremely practical use, ensured by lower step heights.

Attractive design and bright new solutions are accompanied by simplicity and functionality, always our hallmarks of quality.

Spirale di luce - Spiral of light

La luce è la nuova dimensione di Modus. Alla funzione di collegamento dei vari ambienti, la scala a chiocciola associa un innovativo sistema di illuminazione. Il pregio estetico dell'inserimento di sorgenti luminose nella struttura portante, offre anche il vantaggio di dotare l'ambiente di punti luce di servizio perfettamente integrati ed efficienti.

Light is the new dimension of Modus, and the spiral staircase now adds an innovative lighting system to its function of linking different areas. The elegant appearance of the light sources inserted in the supporting structure also offers the advantage of providing a series of perfectly integrated and efficient lighting points.



Modus Color


Modus ne fa di tutti i colori

La scala a chiocciola in ghisa elemento non solo funzionale, ma vero e proprio oggetto di arredamento viene reinterpretata, pur nella rigorosità delle sue forme, semplicemente cambiandole colore; nuovi riflessi e luminosità per ambienti non più solo classici. Alle tinte della collezione Modus Color è possibile affiancare quella che più si avvicina ai vostri gusti.

Modus in every colour under the sun

The classic forms of cast-iron staircases, not just functional elements but essential and attractive furnishing elements, have now been reinterpreted simply by enhancing their colours, giving new accents and light to environments other than classical ones. The shades offered by the Modus Color collection can be complemented by other colours to match your tastes.





2070 S

Ø160 cm

Scala a chiocciola modulare con alzata regolabile tramite l'inserzione di distanziali fra i gradini. Pedata, sottogrado, colonna centrale e capiscala in ghisa; anima interna in acciaio; colonnine in acciaio con decori in alluminio, corrimano in alluminio, bulloneria in acciaio inox. Adatta per ambienti esterni.

Colore standard grigio.

Accessori e caratteristiche tecniche da pag. 8.

Modular spiral staircase with step height adjustable by inserting spacers between steps. Step, riser, central column and newel post in cast iron; steel core post; balustrades in steel with aluminium decorations, aluminium handrail, bolts and other fasteners in stainless steel. Suitable for outdoor use. Standard grey colour.

Accessories and characteristics from pages 8.

Escalier en colimaçon modulaire à contremarche réglable grâce à l'introduction d'entretoises entre les marches. Giron, contremarche, colonne centrale et premiers balustres en fonte; âme interne en acier; balustres en acier avec décorations en aluminium, main courante en aluminium, boulonnerie en acier inox. Adapté à un environnement extérieur.

Coleur standard gris.

Accessoires et caractéristiques techniques à partir de la pag. 8.

Modulare Wendeltreppe mit einer Steigung, die durch Einfügung von Distanzstücken zwischen den Stufen einstellbar ist.

Auftritt, Setzfläche, Treppenspindel und Endpfosten aus Gusseisen; Innenseele aus Stahl; Geländerpfosten aus Stahl mit Aluminiumdekor, Handlauf aus Aluminium, Schrauben und Muttern aus Edelstahl. Geeignet für Außenräume.

Farbe Standard Grau.

Zubehör und technische Eigenschaften ab Seite 8.

Escalera de caracol modular con contrahuella regulable mediante la inserción de arandelas distanciadoras entre los escalones. Huella, tabica, columna central y principios o finales de escalera de hierro colado; ánima de acero; barros de acero con decoraciones de aluminio, pasamanos de aluminio, pernos de acero inoxidable. Adecuada para espacios exteriores.

Color estándar gris.

Accesorios y características técnicas a partir de la pag. 8.





2070 E

Ø160 cm

Scala a chiocciola modulare con alzata regolabile tramite l'inserzione di distanziali fra i gradini. Pedata, colonna centrale e capiscala in ghisa; anima interna in acciaio; colonnine in acciaio con decori in alluminio, corrimano in alluminio, bulloneria in acciaio inox. Adatta per ambienti esterni. Colore standard grigio. Accessori e caratteristiche tecniche da pag. 8.

Modular spiral staircase with step height adjustable by inserting spacers between steps. Step, central column and newel post in cast iron; steel core post; balustrades in steel with aluminium decorations, aluminium handrail, bolts and other fasteners in stainless steel. Suitable for outdoor use. Standard grey colour. Accessories and characteristics from pages 8.

Escalier en colimaçon modulaire à contremarche réglable grâce à l'introduction d'entretoises entre les marches. Giron, colonne centrale et premiers balustres en fonte; âme interne en acier; balustres en acier avec décorations en aluminium, main courante en aluminium, boulonnerie en acier inox. Adapté à un environnement extérieur. Couleur standard gris. Accessoires et caractéristiques techniques à partir de la pag. 8.

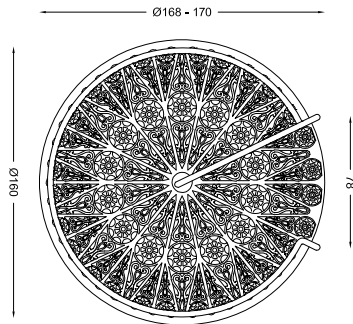
Modulare Wendeltreppe mit einer Steigung, die durch Einfügung von Distanzstücken zwischen den Stufen einstellbar ist. Auftritt, Treppenspindel und Endpfosten aus Gusseisen; Innenseele aus Stahl; Geländerpfosten aus Stahl mit Aluminiumdekor, Handlauf aus Aluminium, Schrauben und Muttern aus Edelstahl. Geeignet für Außenräume. Farbe Standard Grau. Zubehör und technische Eigenschaften ab Seite 8.

Escalera de caracol modular con contrahuella regulable mediante la inserción de arandelas distanciadoras entre los escalones. Huella, columna central y principios o finales de escalera de hierro colado; ánima de acero; barros de acero con decoraciones de aluminio, pasamanos de aluminio, pernos de acero inoxidable. Adecuada para espacios exteriores. Color estándar gris. Accesorios y características técnicas a partir de la pág. 8.

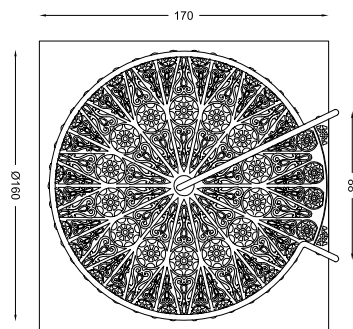


Pianerottoli - Landings
 Marches palières
 Treppenabsatz - Rellanos

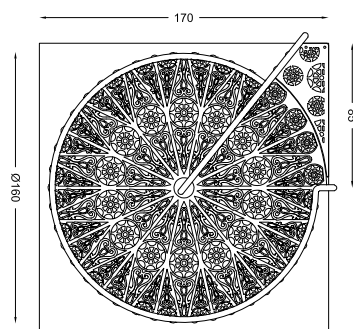
Circolare in ghisa
 Round in cast-iron
 Circulaire en fonte
 Rund Gusseisen
 Circular de hierro colado



Triangolare in ghisa
 Triangular in cast-iron
 Triangulaire en fonte
 Dreieckig Gusseisen
 Triangular de hierro colado



Trapezoidale in acciaio
 Trapezoid in steel
 Trapézoïdal en acier
 Trapezförmiger aus Stahl
 Trapezoidal de acero

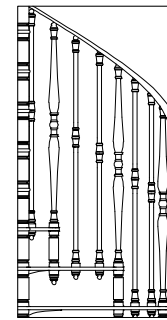


Colonnine - Balusters
 Balustres - Säulen
 Barrotes

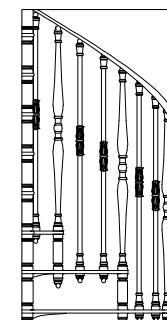
Senza decoro
 Without ornament
 Sans ornement
 Ohne Verzierung
 Sin decoración



Decoro geometrico
 Geometrical ornament
 Ornement géométrique
 Geometrischen Motiven
 Decoración geométrica



Decoro floreale
 Floral ornament
 Ornement florale
 Blumenverzierung
 Decoración floral



Pianerottolo di partenza (opzionale)
Bottom landing (optional)
Palier de départ (en option)
Einstiegspodest (auf Wunsch)
Rellano de salida (opcional)

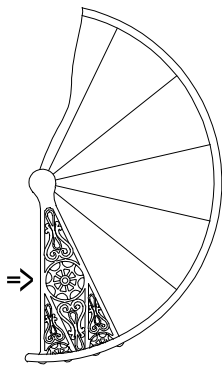
Il suo utilizzo consente di accedere alla scala su due lati anziché uno della versione standard.

Permits access to the staircase on two sides instead of one, as on the standard version.

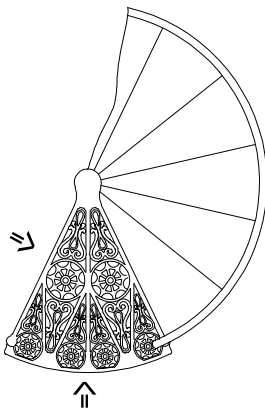
Son utilisation permet d'accéder à l'escalier sur deux côtés, contrairement à la version standard qui ne propose qu'un côté unique.

Seine Verwendung erlaubt den Einstieg zur Treppe von zwei Seiten statt von einer, wie bei der Standardversion.

Su utilización permite acceder a la escalera por dos lados (en lugar de por uno solo, como ocurre en la versión estándar).

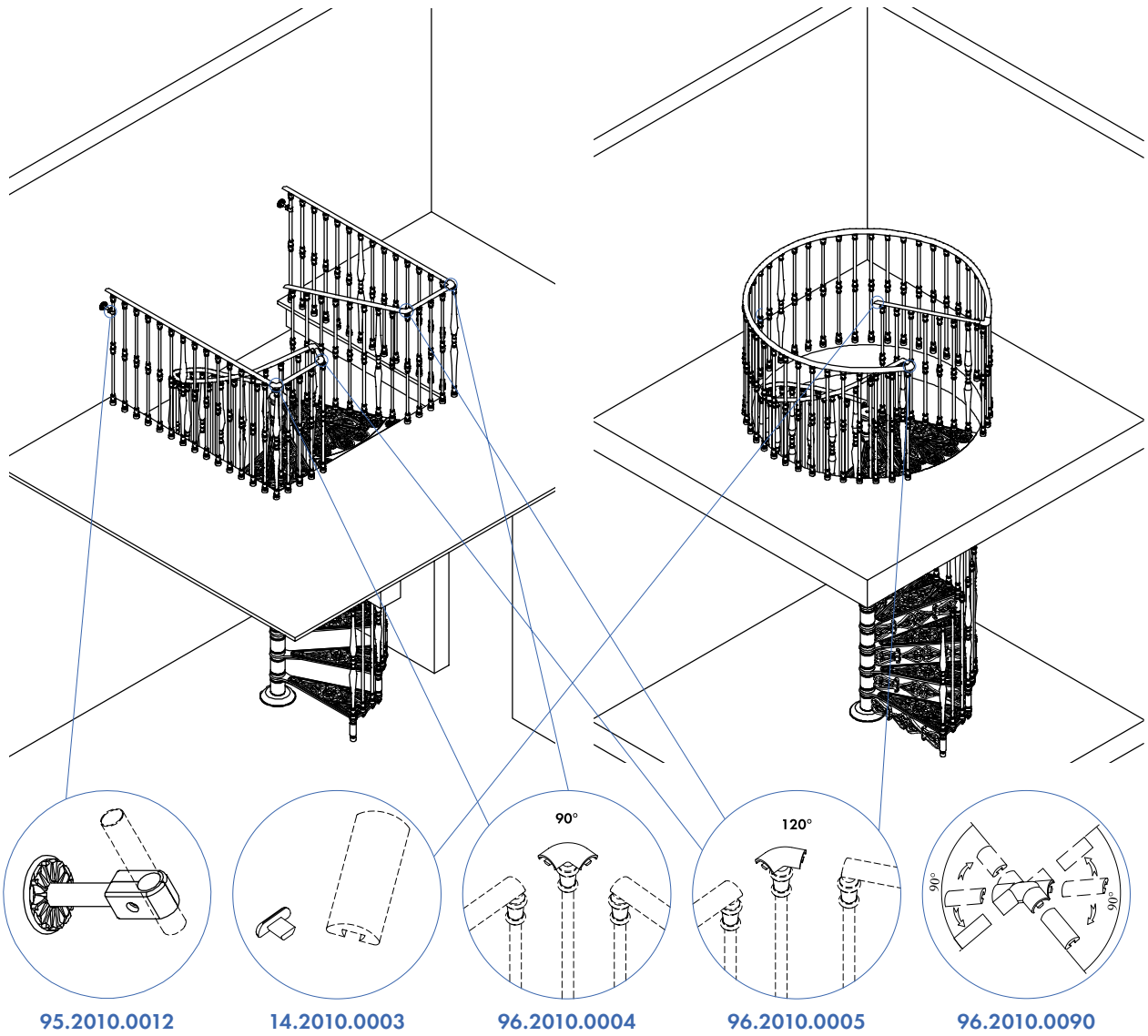


Ingresso scala standard
Standard staircase entrance
Accès escalier standard
Standard Treppeneingang
Entrada de escalera estándar



Soluzione con pianerottolo di partenza
Solution starting with landing
Solution avec palier de départ
Versione mit Anfangstreppenabsatz
Modelo con rellano de inicio





95.2010.0012

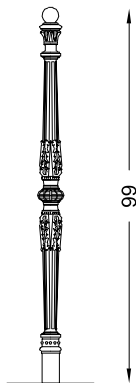
14.2010.0003

96.2010.0004

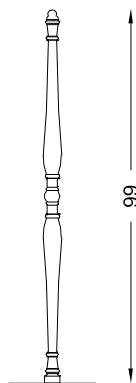
96.2010.0005

96.2010.0090

Corrimano in alluminio disponibile in diverse metrature - Aluminium handrail available into different lengths
 Main courante en aluminium disponible en différentes métrages - Verschiedene Metermessung aluminium Handlauf lieferbar
 Pasamanos de aluminio disponible en varios metrajés



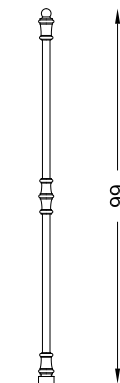
96.2070.0001



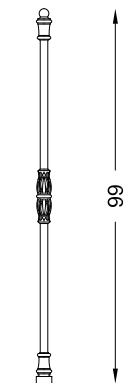
96.2070.0002



96.2010.0028 L



96.2010.0026 T



96.2010.0022 F

Balaustre di protezione
Protective railings
Garde-corps
Schutzbalustraden
Balastradas de protección


Permettono di proteggere le normali aperture murarie circolari e quadrate, utilizzando le stesse colonnine che compongono le ringhiere della scala.

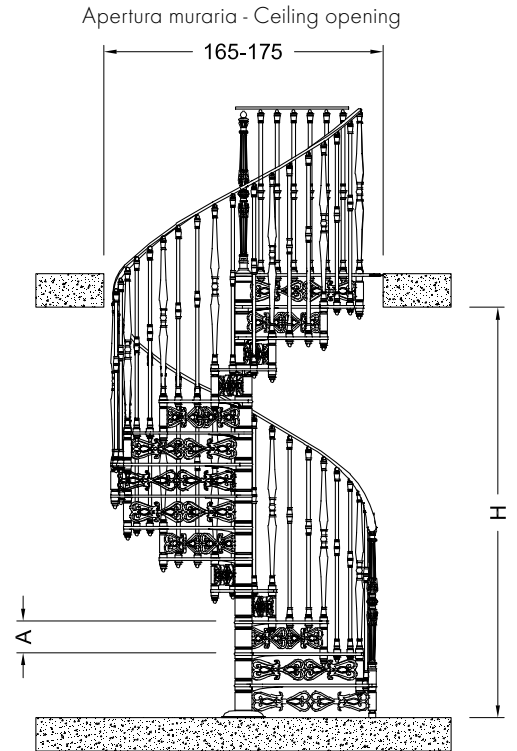
Allow normal square and circular wall openings to be protected, using the same balustrade columns incorporated into the staircase railing.

Ils permettent de protéger les ouvertures de maçonnerie circulaires et carrées ordinaires, utilisant le même type de balustres employé pour les rampes de l'escalier.

Erlauben den Schutz der normalen zirkulären und quadratischen Maueröffnungen durch Verwendung derselben Pfosten, aus denen die Treppengeländer zusammengesetzt sind.

Permiten proteger las aberturas de obra normales, circulares y cuadradas, utilizando los mismos barrotes que componen las barandillas de la escalera.

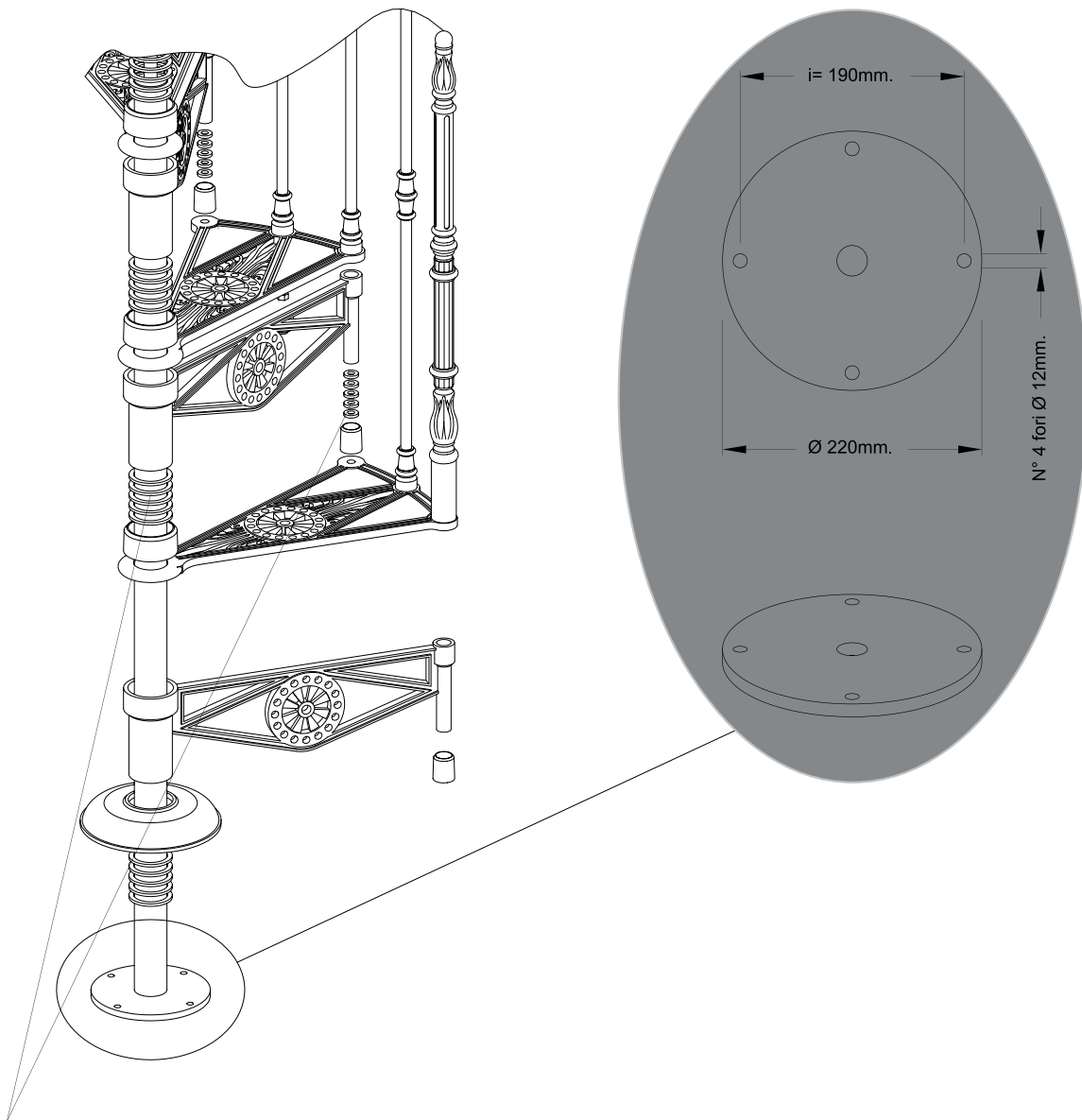




N. gradini per giro
 No. of steps per full turn
 Nbr. de marches par tour
 Stufenanzahl pro Drehung
 N. de escalones por vuelta } 14

		(A) Alzata gradino in cm. - Step height in cm - Stufenhöhe in cm. Contremarche en cm. - Contrahuella del escalón en cm								
Kg. max		19,0	19,5	20,0	20,5	21,0	21,5	22,0	22,5	23,0
270	7	135	137,5	140,5	143,5	147	150,5	154	157,5	161
305	8	154,0	157,0	160,5	164,0	168,0	172,0	176,0	180,0	184,0
340	9	173,0	176,5	180,5	184,5	189,0	193,5	198,0	202,5	207,0
375	10	192,0	196,0	200,5	205,0	210,0	215,0	220,0	225,0	230,0
410	11	211,0	215,5	220,5	225,5	231,0	236,5	242,0	247,5	253,0
445	12	230,0	235,0	240,5	246,0	252,0	258,0	264,0	270,0	276,0
480	13	249,0	254,5	260,5	266,5	273,0	279,5	286,0	292,5	299,0
515	14	268,0	274,0	280,5	287,0	294,0	301,0	308,0	315,0	322,0
550	15	287,0	293,5	300,5	307,5	315,0	322,5	330,0	n.d.	n.d.
585	16	n.d.	313,0	320,5	328,0	336,0	344,0	352,0	360,0	368,0
620	17	325,0	332,5	340,5	348,5	357,0	365,5	374,0	382,5	391,0
655	18	344,0	352,0	360,5	369,0	378,0	387,0	396,0	n.d.	n.d.
690	19	n.d.	371,5	380,5	389,5	399,0	408,5	418,0	427,5	437,0
725	20	382,0	391,0	400,5	410,0	420,0	430,0	n.d.	n.d.	n.d.

(H) Altezza scala in cm. - Staircase height in cm. - Treppenhöhe in cm.
 Hauteur de l'escalier en cm



L'alzata è regolabile tramite l'inserzione di uno o più distanziali (max. 8) per gradino.
 Step height can be adjusted by inserting one or more spacers (max. 8) for each step.
 La contremarche est réglable grâce à l'introduction d'une entretoise ou plus (max 8) par marche.
 Die Steigung ist durch Einfügung von einem oder mehr Distanzstücken (höchstens 8) je Stufe einstellbar.
 La contrahuella se puede regular con la inserción de uno o varios elementos distanciadores (máx. 8) por peldaño.

Consultare un progettista per assicurarsi della portata del pavimento in relazione al peso totale della scala ed al diametro della flangia di appoggio (vedi disegno flangia).

Consult an expert to ensure that the floor is able to support the total weight of the finished staircase and is suitable for the diameter of the base flange (see flange diagram).

Consulter un projeteur pour s'assurer de la portée du plancher relativement au poids total de l'escalier et au diamètre de l'embase (voir dessin embase).

Fachmann kontrollieren lassen, ob der Boden das Gesamtgewicht der Treppe trägt und für den Durchmesser des Auflageflanschs (siehe Flansch-Zeichnung) geeignet ist.

Realizar una consulta técnica a un proyectista para cerciorarse de que el pavimento va a poder aguantar el peso total de la escalera y el diámetro de la abrazadera de sostén (ver ilustración de la abrazadera).

La gamma - The range

2050 S Ø140 cm



2050 E Ø140 cm



2010 M Ø120 cm



2010 E Ø120 cm



2010 S Ø120 cm



2070 The New Dimension



A brand by NERI s.p.a.
S.S. Emilia 1622
47020 Longiano (FC)
T +39 0547 652111
F +39 0547 54074
www.neri.biz
www.modus.sm